

Accessories for MS 325 Manual Motor Starters

Ordering Details



Auxiliary Contacts

(The pilot contact has be mounted first on MS 325)

Mounting	Feature	Contacts	Type	Order code	Pack ^{ing} piece	Weight kg
Left side	Auxiliary contact	1 1	HK-11	1SAM 101 901 R0001	10	0.031
		2 -	HK-20	1SAM 101 901 R0002	10	0.031
		- 2	HK-02	1SAM 101 901 R0003	10	0.031
(2 sets maxi)	Pilot contact	1 -	SK-10	1SAM 101 904 R0001	10	0.031
		- 1	SK-01	1SAM 101 904 R0002	10	0.031
Front face	Auxiliary contact	1 1	HKF-11	1SAM 101 928 R0001	10	0.020
		2 -	HKF-20	1SAM 101 928 R0002	10	0.020

Under Voltage Trip

Mounting	Voltage control V (50/60 Hz)	Type	Order code	Pack ^{ing} piece	Weight kg
Left side	24	UA 24	1SAM 101 903 R0024	10	0.020
	48	UA 48	1SAM 101 903 R0048	10	0.020
	60	UA 60	1SAM 101 903 R0060	10	0.020
Not compatible with auxiliary contact in front face.	110	UA 110	1SAM 101 903 R0110	10	0.020
	230	UA 230	1SAM 101 903 R0230	10	0.020
	400	UA 400	1SAM 101 903 R0400	10	0.020
	415	UA 415	1SAM 101 903 R0415	10	0.020
	500	UA 500	1SAM 101 903 R0500	10	0.020

Moulded Plastic Enclosure IP 65 with N and PE terminal - 1HK or 1 SK mountable

Design	Color	Order code	Pack ^{ing} piece	Weight kg
Twist knob, triple lockable		1SCA 022 503 R1460	1	0.253
		1SCA 022 503 R1380	1	0.253

Switch Cubicle Mounting Kit IP 65

with axial extension, lockable in OFF Position, locked in OFF position

Design	Color	Type	Order code	Pack ^{ing} piece	Weight kg
Grip black		OHB 2AJM	1SCA 022 384 R6940	1	
Grip red / yellow		OHY 2AJM	1SCA 022 384 R7080	1	
Axis 85 mm		OXS 5x85	1SCA 022 347 R3570	1	0.030
Axis 105 mm		OXS 5x105	1SCA 022 347 R3650	1	0.030
Axis 130 mm		OXS 5x130	1SCA 022 353 R4540	1	0.030
Axis 180 mm		OXS 5x180	1SCA 022 353 R4620	1	0.030
Driver (1)		MSMN	1SAM 101 923 R0001	1	
Driver spindle 32 mm (2)		MSEX	1SAM 101 924 R0001	1	

(1) For accommodating spindle and attachment to manual motor starter.

(2) Is screwed directly onto the manual motor starter.

Door Mounting Kit IP 65

Design	Color	Order code	Pack ^{ing} piece	Weight kg
Twist knob, lockable, with PE Terminal		1SAM 101 152 R0003	1	0.169
		1SAM 101 152 R0004	1	0.169

Accessories for MS 325 Manual Motor Starters

Ordering Details




S-M2



PS4
for 4 MS 325 + 2 auxiliary contacts



PS2
for 2 MS 325 + 2 auxiliary contacts



DAB6

Power Infeed Blocks, 63 A, 690 V - Stranded cable 25 mm², flexible cable 16 mm²

Design	Type	Order code	Pack ^{ing} piece	Weight kg
Flat block	S-M1	1SAM 101 906 R0001	10	0.036
High block	S-M2	1SAM 101 906 R0002	10	0.040

Phase Buses for Cross Wiring, 63 A, 690 V

Design	Type	Référence	Pack ^{ing} piece	Weight kg
For 2 MS 325 without auxiliary contact	PS2	1SAM 101 907 R0001	10	0.032
For 2 MS 325 + 1 auxiliary contact	PS2	1SAM 101 907 R0002	10	0.036
For 2 MS 325 + 2 auxiliary contacts	PS2	1SAM 101 907 R0003	10	0.038
For 4 MS 325 without auxiliary contact	PS4	1SAM 101 907 R0004	10	0.070
For 4 MS 325 + 1 auxiliary contact	PS4	1SAM 101 907 R0005	10	0.085
For 4 MS 325 + 2 auxiliary contacts	PS4	1SAM 101 907 R0006	10	0.090

Direct Adapters for MS325 / Mini Contactors

Design	Type	Order code	Pack ^{ing} piece	Weight kg
For direct connection to B 6/B 7	DAB6	1SAM 101 910 R0001	10	0.010
For direct connection to VB 6/VB 7	DAVB6	1SAM 101 911 R0001	10	0.010

Function Marker

Design	Order code	Pack ^{ing} piece	Weight kg
Transparent cover	1SAM 101 935 R0001	10	0.004
Designation labels (160 pieces)	1SAM 101 935 R0002	1 set	0.008


Manual Motor Starter MS325

Ordering details



MS325

SST01487



MS325 with auxiliary contacts HKF-11 front mounting

SST 02899



S3-M3

2CDC 241 008 F004



CK-11

2CDC 241 004 F004

Type	Setting range	Order code	Weight/ piece kg	Packing Unit piece	Price
	A...A				

MS325 with thermal and electromagnetic trips, short-circuit-proof up to 100 kA

MS325 - 0.16	0.10 ... 0.16	1SAM 150 000 R1001	0.347	1	
MS325 - 0.25	0.16 ... 0.25	1SAM 150 000 R1002	0.347	1	
MS325 - 0.4	0.25 ... 0.40	1SAM 150 000 R1003	0.347	1	
MS325 - 0.63	0.40 ... 0.63	1SAM 150 000 R1004	0.347	1	
MS325 - 1	0.63 ... 1.00	1SAM 150 000 R1005	0.347	1	
MS325 - 1.6	1.00 ... 1.60	1SAM 150 000 R1006	0.347	1	
MS325 - 2.5	1.60 ... 2.50	1SAM 150 000 R1007	0.347	1	
MS325 - 4	2.50 ... 4.00	1SAM 150 000 R1008	0.347	1	
MS325 - 6.3	4.00 ... 6.30	1SAM 150 000 R1009	0.347	1	
MS325 - 9	6.30 ... 9.00	1SAM 150 000 R1010	0.347	1	
MS325 - 12.5	9.00 ... 12.50	1SAM 150 000 R1011	0.347	1	
MS325 - 16	12.50 ... 16.00	1SAM 150 000 R1012	0.347	1	
MS325 - 20	16.00 ... 20.00	1SAM 150 000 R1013	0.347	1	
MS325 - 25	20.00 ... 25.00	1SAM 150 000 R1014	0.347	1	

MS325 with thermal and electromagnetic trips, short-circuit-proof up to 100 kA, with auxiliary switch 1 NO + 1 NC front mounted

MS325 - 0.16	0.10 ... 0.16	1SAM 150 005 R0001	0.359	1	
MS325 - 0.25	0.16 ... 0.25	1SAM 150 005 R0002	0.359	1	
MS325 - 0.4	0.25 ... 0.40	1SAM 150 005 R0003	0.359	1	
MS325 - 0.63	0.40 ... 0.63	1SAM 150 005 R0004	0.359	1	
MS325 - 1	0.63 ... 1.00	1SAM 150 005 R0005	0.359	1	
MS325 - 1.6	1.00 ... 1.60	1SAM 150 005 R0006	0.359	1	
MS325 - 2.5	1.60 ... 2.50	1SAM 150 005 R0007	0.359	1	
MS325 - 4	2.50 ... 4.00	1SAM 150 005 R0008	0.359	1	
MS325 - 6.3	4.00 ... 6.30	1SAM 150 005 R0009	0.359	1	
MS325 - 9	6.30 ... 9.00	1SAM 150 005 R0010	0.359	1	
MS325 - 12.5	9.00 ... 12.50	1SAM 150 005 R0011	0.359	1	
MS325 - 16	12.50 ... 16.00	1SAM 150 005 R0012	0.359	1	
MS325 - 20	16.00 ... 20.00	1SAM 150 005 R0013	0.359	1	
MS325 - 25	20.00 ... 25.00	1SAM 150 005 R0014	0.359	1	

UL 508 Type E Accessories

S3-M3	High insulation infeed block	1SAM 101 938 R0004	0.030	1	
-------	------------------------------	--------------------	-------	---	--


Signal switch for short circuit tripping, lateral attachment at right

CK-11	1 NO + 1 NC	1SAM 101 943 R0001	0.030	2	
-------	-------------	--------------------	-------	---	--

Manual Motor Starters MS325

Accessories

Ordering details



Retrofittable accessories

These parts can be procured in addition to the **MS325**; they must be installed by the user.

Type	Setting range	Order code	Weight/ piece kg	Packing Unit piece	Price
------	---------------	------------	------------------------	--------------------------	-------

Auxiliary switches, for front mounting ①

HKF-11	1 NO + 1 NC	1SAM 101 928 R0001	0.020	10	
HKF-20	2 NO	1SAM 101 928 R0002	0.020	10	

Auxiliary switches, lateral attachment at left, max. 2 pieces attachable ② ③

HK-11	1 NO + 1 NC	1SAM 101 901 R0001	0.031	2	
HK-20	2 NO ④	1SAM 101 901 R0002	0.031	2	
HK-02	2 NC	1SAM 101 901 R0003	0.031	2	

Signal contact for general "tripped" signal, lateral attachment at the left max. 1 piece attachable

SK-11	1 NO + 1 NC	1SAM 101 904 R0003	0.031	2	
--------------	-------------	---------------------------	-------	---	--

Undervoltage release, slide-in ⑤

UA , power infeed at bottom , ⑥ U _c 400 V~		1SAM 101 902 R0400	0.0210		
UAF , power infeed at top , resp. connection U _c of external voltage	24 V~	1SAM 101 903 R0024	0.0210		
	48 V~	1SAM 101 903 R0048	0.0210		
	60 V~	1SAM 101 903 R0060	0.0210		
	110 V~	1SAM 101 903 R0110	0.0210		
	230 V~	1SAM 101 903 R0230	0.0210		
	400 V~	1SAM 101 903 R0400	0.0210		
	415 V~	1SAM 101 903 R0415	0.0210		
	500 V~	1SAM 101 903 R0500	0.0210		

Open circuit shunt release, slide-in ⑦

AA	24 ... 60 V AC/DC	1SAM 101 909 R0001	0.02	10	
AA	110... 240 V AC/DC	1SAM 101 909 R0002	0.02	10	

Terminal support, lateral attachment at left to MS325, HK and SK

AS , for UA, AA or as N/LS terminal	1SAM 101 905 R0001	0.031	10	
--	---------------------------	-------	----	--

Locking device for MS325

SA1 , lock adapter	GJF1 101 903 R0001	0.004	10	
SA2 , padlock + 2 keys	GJF1 101 903 R0002	0.004	10	
SA3 , lock adapter + padlock + 2 keys	GJF1 101 903 R0003	0.050	1	

Printadapter, for soldering on electronic plates

PA25 , for MS325 and 2 aux. contacts	1SAM 101 933 R0001	0.030	1 kit	
--	---------------------------	-------	-------	--

① Not simultaneously with UA/UA and AA, not suitable for distributor installation

② Max. 1 piece in conjunction with SK. SK must be mounted on first position

③ Pre-mating normally open contacts

④ Can be used together with UAF (power infeed at top) for safety circuit with Emergency Stop button (further information available on request)

⑤ Other voltages, in particular DC, on request

⑥ In particular if used with socket busbar system smissline-S (see Page 19)

⑦ Recommendation: Connection of external voltage via terminal support AS

Manual Motor Starters MS325

Accessories

Ordering details



Accessories

Type	Order code	Weight/ piece kg	Packing unit piece	Price
Phase buses for cross wiring MS325, 63 A, 690 V				
PS3-2-0 , for 2 dev., without aux. switch	1SAM 101 937 R0012		10	
PS3-3-0 , for 3 dev., without aux. switch	1SAM 101 937 R0013		10	
PS3-4-0 , for 4 dev., without aux. switch	1SAM 101 937 R0014		10	
PS3-5-0 , for 5 dev., without aux. switch	1SAM 101 937 R0015		10	
PS3-2-1 , for 2 dev., with 1 aux. switch	1SAM 101 937 R0022		10	
PS3-3-1 , for 3 dev., with 1 aux. switch	1SAM 101 937 R0023		10	
PS3-4-1 , for 4 dev., with 1 aux. switch	1SAM 101 937 R0024		10	
PS3-5-1 , for 5 dev., with 1 aux. switch	1SAM 101 937 R0025		10	
PS3-2-2 , for 2 dev., with 2 aux. switches	1SAM 101 937 R0032		10	
PS3-4-2 , for 4 devices, with 2 aux. swit.	1SAM 101 937 R0034		10	
Power infeed blocks, 63 A, 690 V, stranded 25 mm², flexible 16 mm²				
S3- M1 , flat	1SAM 101 938 R0001		10	
S3- M2 , high	1SAM 101 938 R0002		10	
Cover for busbars (for not used poles)				
BS3-3	1SAM 101 938 R0003		50	
Insulating enclosure IP65 with rotary handle, triple lockable in Off position, with N- und PE-terminal, for Manual Motor Starter				
IB325-G , Twist knob black	1SAM 101 940 R1000	1		
IB325-Y , Twist knob red/yellow	1SAM 101 940 R1001	1		
Insulating enclosure, light grey IP55 with cover, including DIN rail for manual motor starter or line protection devices				
QES4/3N , for 4 modules, 72 mm	GHL 111 2304 R0013		1	
QES6/3N , for 6 modules, 108 mm	GHL 111 2306 R0013		1	
QES10/3N , for 10 modules, 180 mm	GHL 111 2310 R0013		1	
Set of neutral and earth terminals				
SMO4 , for QES 4/3 N	GHL 430 1910 R0004		1	
SMO6 , for QES 6/3 N	GHL 430 1910 R0006		1	
SMO10 , for QES 10/3 N	GHL 430 1910 R0010		1	
Plastic enclosure, light grey, IP40 in panel design, including DIN rail				
PCD4N , for 4 modules, 72 mm	GHS 270 1921 R0004		1	
PCD6N , for 6 modules, 108 mm	GHS 270 1921 R0006		1	
PCD8N , for 8 modules, 144 mm	GHS 270 1921 R0008		1	

Manual Motor Starters MS325

Accessories

Ordering details



Switch cubicle mounting kit

2CDC243 008 F005



Door mounting kit

2CDC241 001 F003

Accessories

Type	Order code	Weight/ piece kg	Packing unit piece	Price
Switch cubicle mounting kit IP65, with axial extension triple lockable in Off position, locked in On position				
OHB2AJM , Twist knob black	1SCA 022 384 R6940		1	
OHY2AJM , Twist knob red/yellow ③	1SCA 022 384 R7080		1	
OXS5X 85 , axis 85 mm	1SCA 022 347 R3570		1	
OXS5X105 , axis 105 mm	1SCA 022 347 R3650		1	
OXS5X130 , axis 130 mm	1SCA 022 353 R4540		1	
OXS5X180 , axis 180 mm	1SCA 022 353 R4620		1	
MSMN , driver ①	1SAM 101 923 R0001		1	
MSOX , driver spindle 32 mm ②	1SAM 101 924 R0001		1	
Direct adapter MS325 ④				
BEA7/325 , direct adapter MS325 to B6/B7	1SBN 080 906 R1001	0.021	10	
BEA16/325 , direct adapter MS325 to A9/A12/A16	1SBN 081 406 R1001	0.031	10	
BEA26/325 , direct adapter MS325 to A26	1SBN 082 406 R1001	0.031	10	
Door mounting kit IP65, Lockable in Off-position				
DMS325-G , grey handle	1SAM 101 941 R1000		1	
DMS325-Y , red/yellow handle	1SAM 101 941 R1001		1	

① For accommodating spindle and attachment to manual motor starter

② Is screwed directly onto the manual motor starter

③ Only suitable for MS325

④ See also page 34